

How to log in to PURE


There are a few ways you can log in to PURE, as shown below.

All of these require your Ulster email address and password to log in:

1. Log in at URL: <https://pure.ulster.ac.uk/admin>

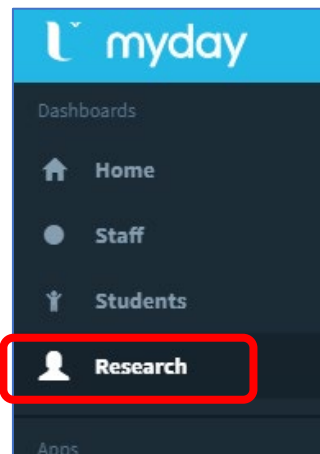
2. Go to the PURE support website at the following URL:
<https://www.ulster.ac.uk/internal/research/puresupport>

You will see the 'Log in to PURE' link on the right:

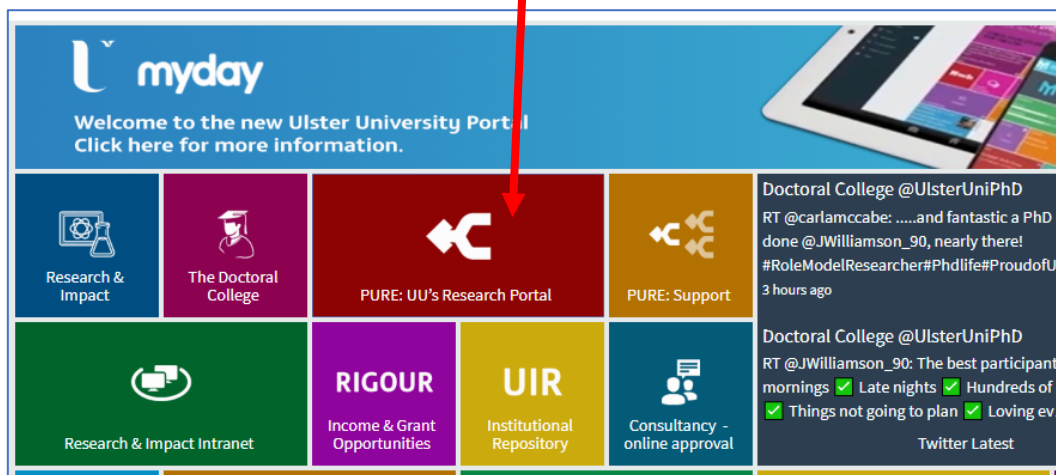


The screenshot shows the PURE Support website interface. At the top left is the Ulster University logo with the text 'Ulster University | Resource for Researchers'. At the top right is a link 'Go to main site'. Below the header is a dark blue navigation bar with a home icon and the text 'PURE Support'. The main content area features a background image of a person looking through a microscope. Overlaid on this image is a dark blue box with the text 'PURE Support' and 'Information to support users and editors of the PURE system.' Below the image is a white sidebar with a menu containing 'Covid-19 Information', 'Research Mentoring', 'PURE Support' (highlighted), 'SOARING', and 'IMPACT'. To the right of the sidebar is the main content area with the heading 'PURE Support' and the subtext 'PURE - Ulster's new research portal'. Below this is the heading 'Logging in to PURE'. A blue button with the text 'LOG IN TO PURE' and a right-pointing arrow is highlighted with a red rectangular border.

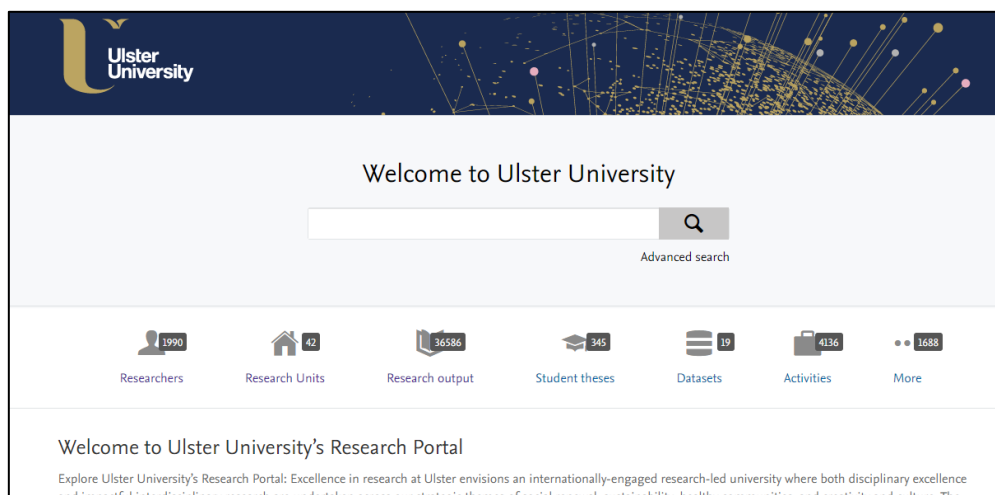
3. You can also log in via the Portal – once logged in, select **Research** on the left-hand toolbar:



- Select the link to PURE:



This takes you to the PURE Portal...



...scroll to the **bottom of the page** and find the link to log in to PURE:

Powered by [Pure](#), [Scopus](#) & [Elsevier Fingerprint Engine™](#) © 2021 [Elsevier B.V.](#)

We use cookies to help provide and enhance our service and tailor content. By continuing you agree to the [use of cookies](#)

[Cookies Settings](#)

[Log in to Pure](#)