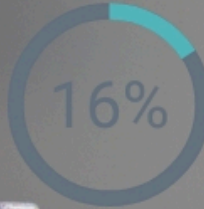


NICER STUDY 2.0



10%

of the total children to be tested have completed the in school eye test in Northern Ireland so far

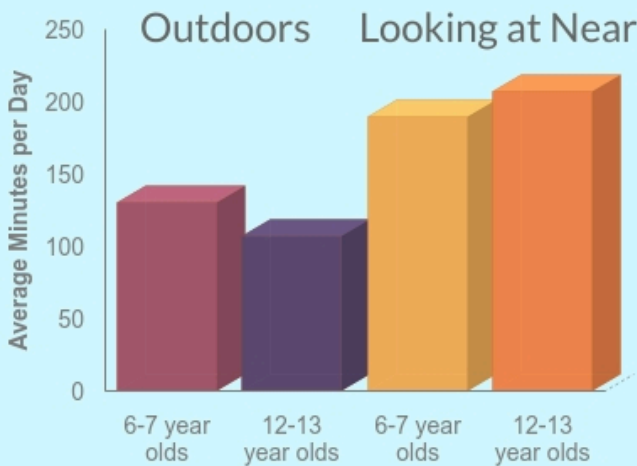


of the total children needed have worn the devices so far to monitor sleep, movement, screen time use, near working distance and light exposure

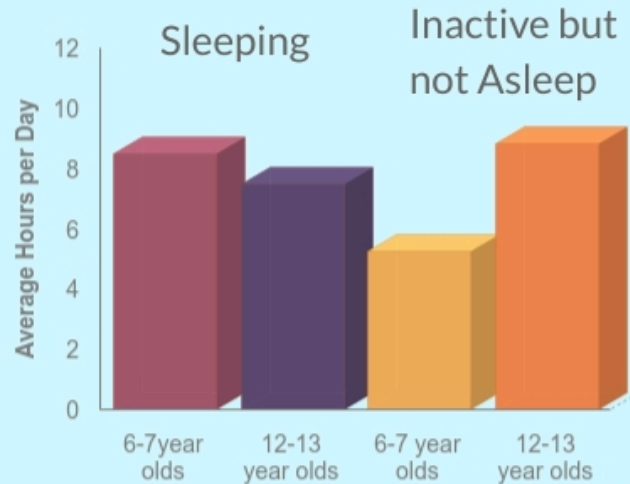


What we have found out so far...

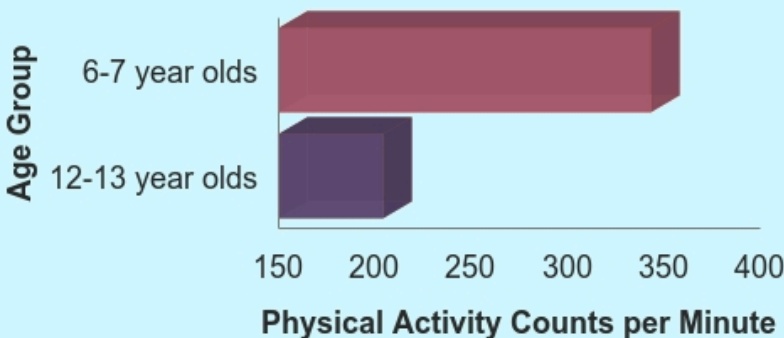
Amount of Time Spent...



Amount of Time Spent...



Average Activity Levels in Children



Counts per Minute (cpm) is a measurement of physical activity, the higher the cpm the higher the physical activity and this graph presents that's the 6-7 year olds are much more active on average than the 12-13 year olds

