

13th Annual Conference for HE in FE Staff in Partner Institutions

Maeve Paris

Chair, Collaborative Partnerships' Forum

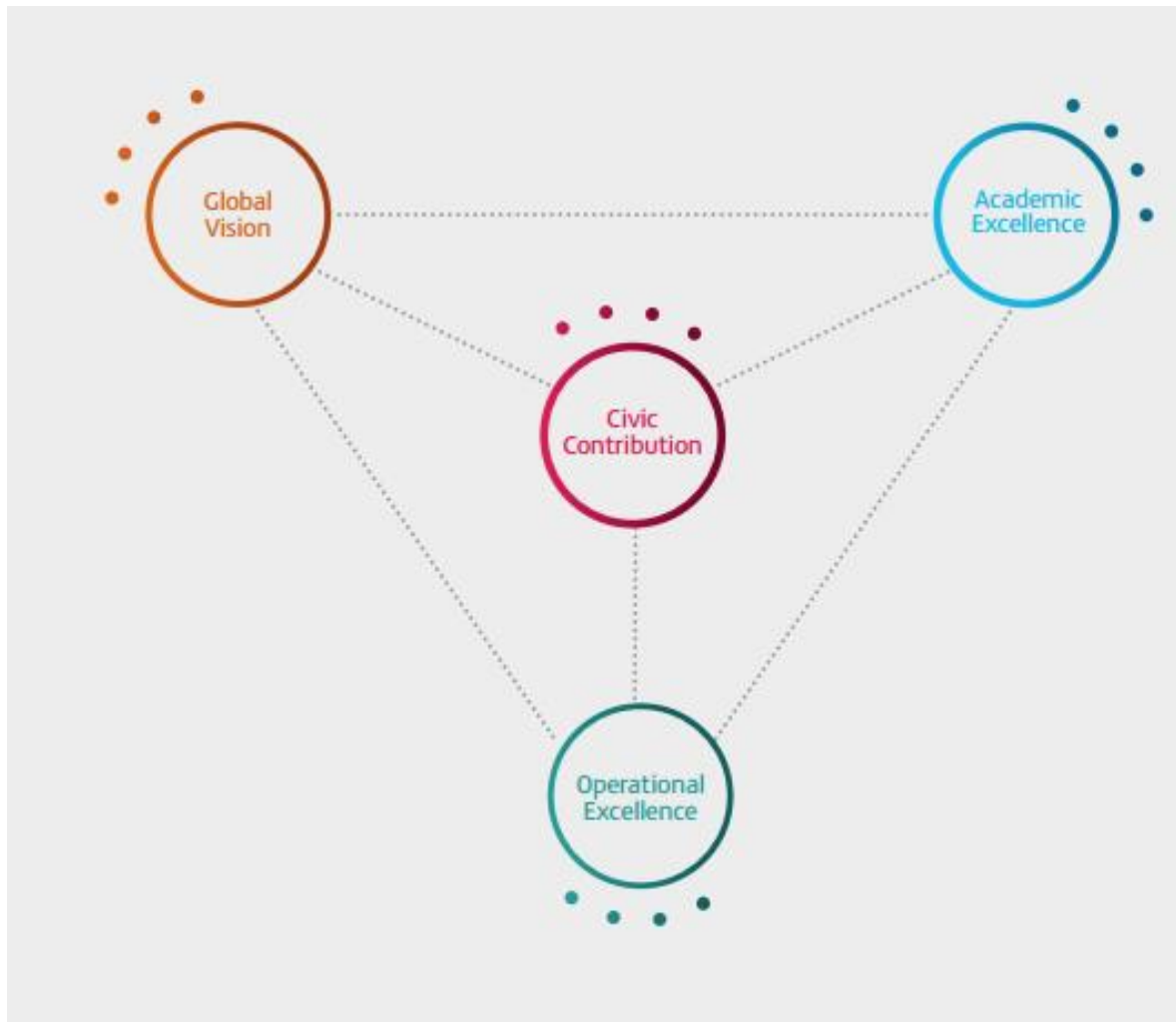
Information about Higher Education Provision

- Information for the public about the higher education provider
 - Information for prospective students
- Information for current students
 - Information for students on completion of their studies
- Information for those with responsibility for academic standards and quality



Five & Fifty
Five Year Strategic Plan
Fiftieth Year Strategic Vision
2016–2034

Five &
2016
Fifty.
2034

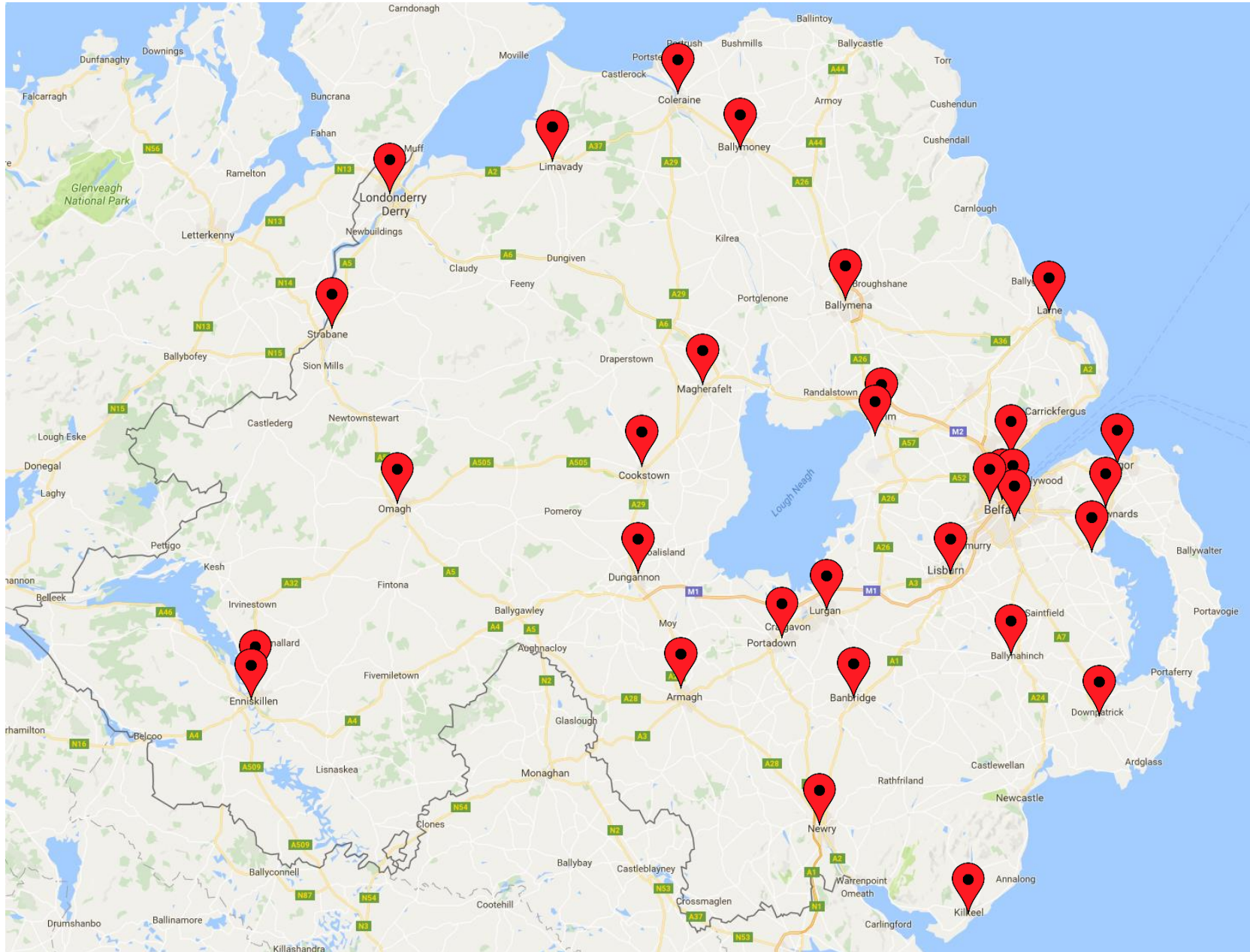


Civic Contribution

- Employment and Widening Access
- Social and Economic Development
- Campus Identities
- Meaningful Networks

Collaborative Provision in the University

- The Partnership Managers
 - Michaela Keenan
 - Carol Reid
 - Susannah McCall
 - Jerome Marley
 - Margaret Sowney
 - Jim Curran
- The Collaborative Courses' Unit
 - Bryony Burns, Tricia McAuley
- The Quality Management and Audit Unit
 - Andrina Gaston, Cathy Mc Intyre, Hugh Deighan



Quiz

As of April 2016, approximately how many students were registered on collaborative courses in Ulster University's partner institutions in Northern Ireland?

Quiz

As of April 2016, approximately how many students were registered on collaborative courses in Ulster University's partner institutions in **Northern Ireland**?

6035

Estimate how many Foundation Degrees (full-time, part-time and fast track) were actively recruiting across Northern Ireland in 2015/16.

COURSES	2011/12		2012/13		2013/14		2014/15		2015/16	
	No. of Students	No. of Courses	No. of Students	No. of Courses	No. of Students	No. of Courses	No. of Students	No. of Courses	No. of Students	No. of Courses
Access	1469	39	1385	34	1318	34	1286	30	1274	33
Fdn Deg.	2225	114	2473	118	2673	117	3009	142	3411	163
Other NI	1092	47	977	42	980	36	1721	41	1350	34
Outside NI	230	4	278	5	164	4	175	3	136	4
TOTALS	5016	204	5113	199	5135	191	6191	216	6171	234

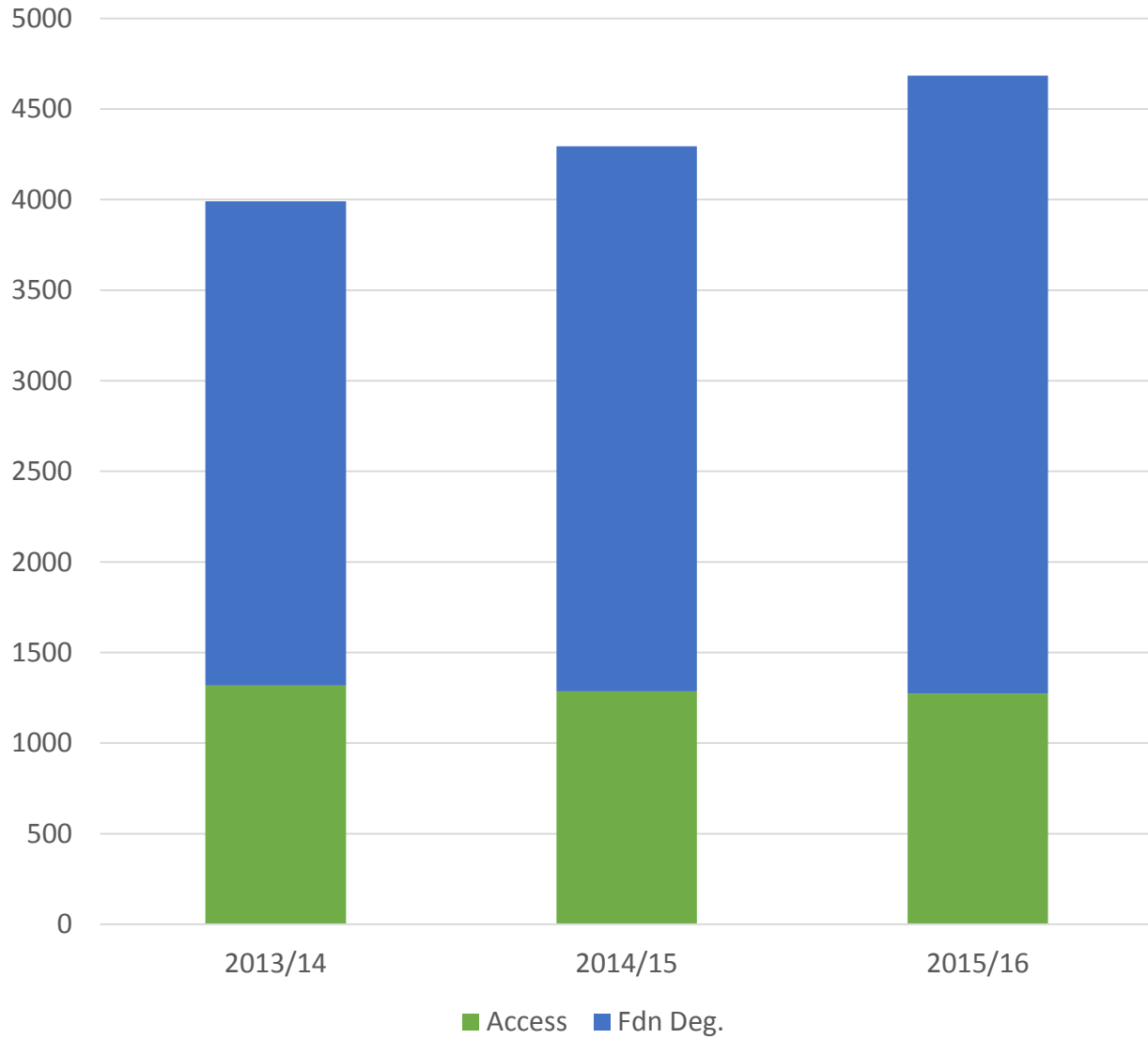
2013/14		2014/15		2015/16	
No. of Students	No. of Courses	No. of Students	No. of Courses	No. of Students	No. of Courses
1318	34	1286	30	1274	33
2673	117	3009	142	3411	163
980	36	1721	41	1350	34
4971	187	6016	213	6035	230

Estimate how many Foundation Degrees (full-time, part-time and fast track) were actively recruiting across Northern Ireland in 2015/16.

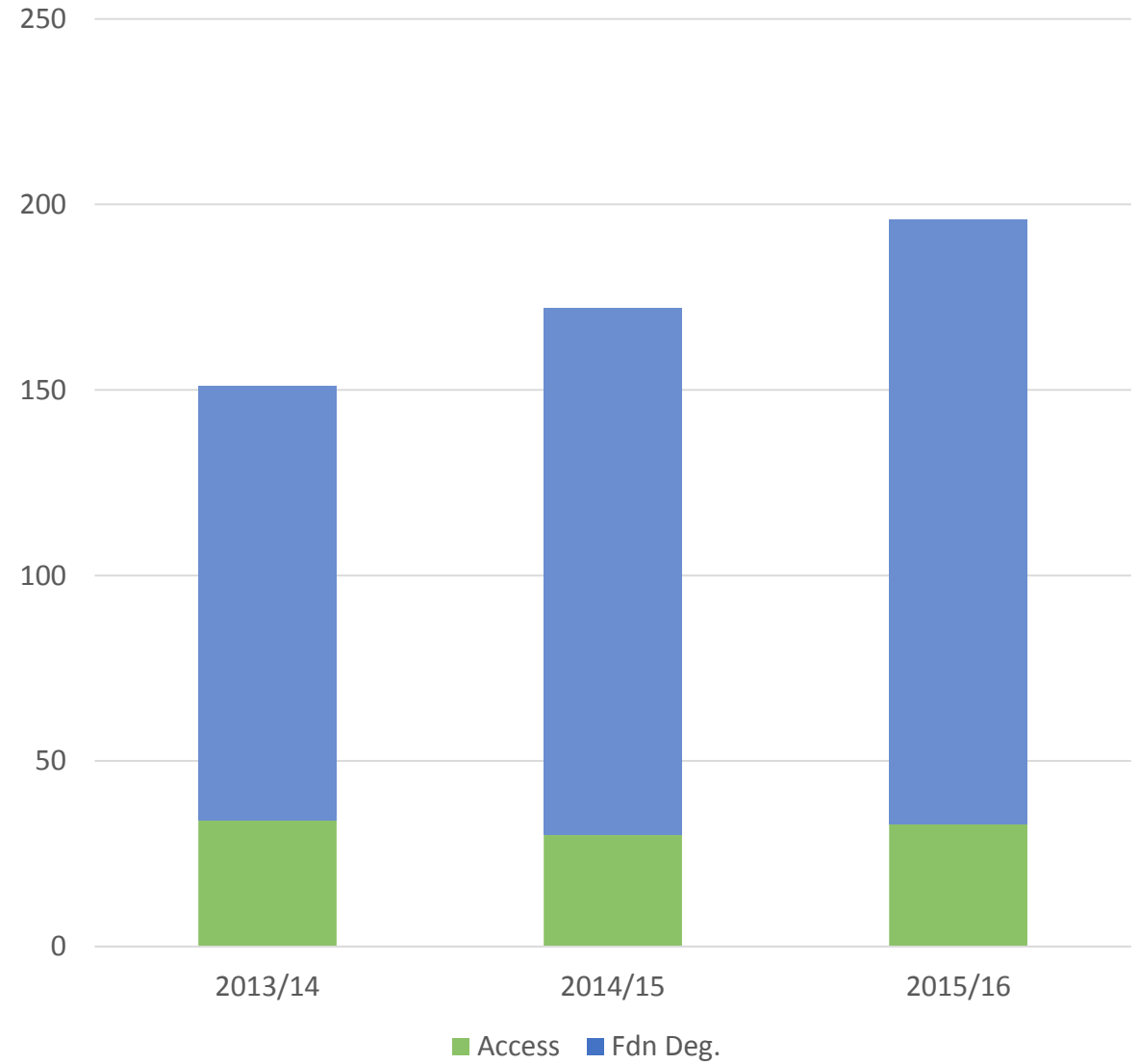
163

Growth in Access Diplomas and Foundation Degrees

No of Students



No of Courses



Arrange these three faculties in order of total number of students enrolled on validated courses in 2015/16, from largest to smallest.

Arts

Ulster Business School

Life and Health Sciences

Faculty	2015/16 enrolments
Social Sciences	2480
Life and Health Sciences	1266
Computing and Engineering	1084
Ulster Business School	704
Art, Design, Built Environment	444
Arts	164

Which FE College CAMPUS had the highest number of Associate students in 2015/16?

Which FE College CAMPUS had the highest number of Associate students in 2015/16?

NWRC Strand Road	783
SRC Newry	700
CAFRE	556

Which single course had the highest number of students enrolled in 2015/16?

Access:

Foundation Degree:

Which single course had the highest number of students enrolled in 2015/16?

Access:

Access to HE Diploma Social Sciences PT NRC
Coleraine (116)

Foundation Degree:

FdEng Software Engineering FT BMC Millfield
(110)